

Guidance for completing the questionnaire
STUDENT ASSESSMENT OF SUBJECTS AND TEACHING

The response will be anonymised at the point of submission

Students can submit their responses only once and only for subjects, they were enrolled in

The subject evaluation covers the following areas:

- General observations
- Study environment
- Structuring the subject in a logical way
- Other views and comments

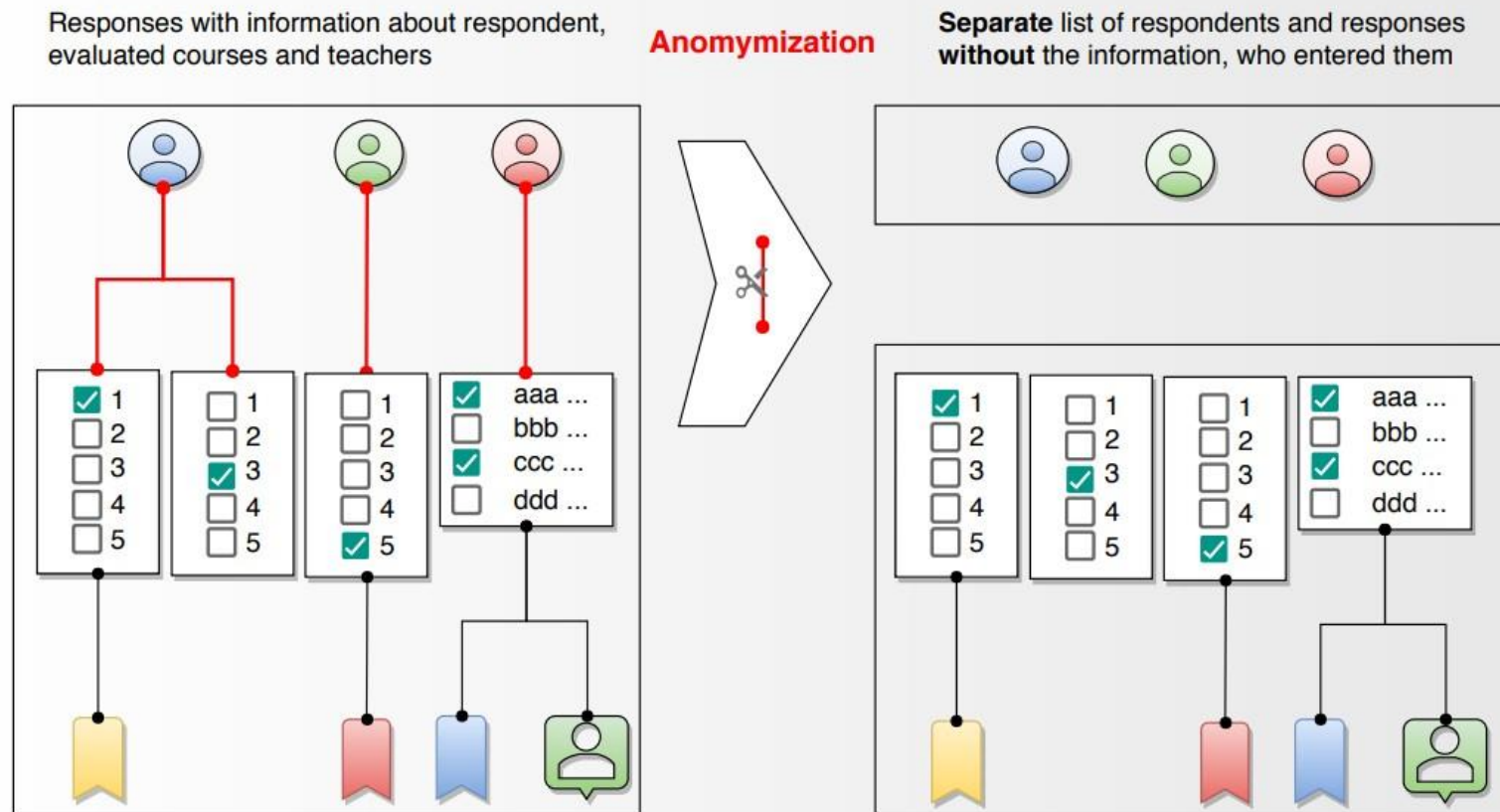
The teachers are evaluated in the following areas:

- The ability to explain the subjects and engage the students in the subject
- Teachers' preparedness and teaching delivery
- General manners when dealing with students
- The ability to assess students fairly and objectively

How does the anonymization work?

The questionnaire is completed anonymously and once completed the connection between the respondent and responses is disconnected. Information about who submitted the responses will be lost.

The principle of response anonymization in AiS2 questionnaires

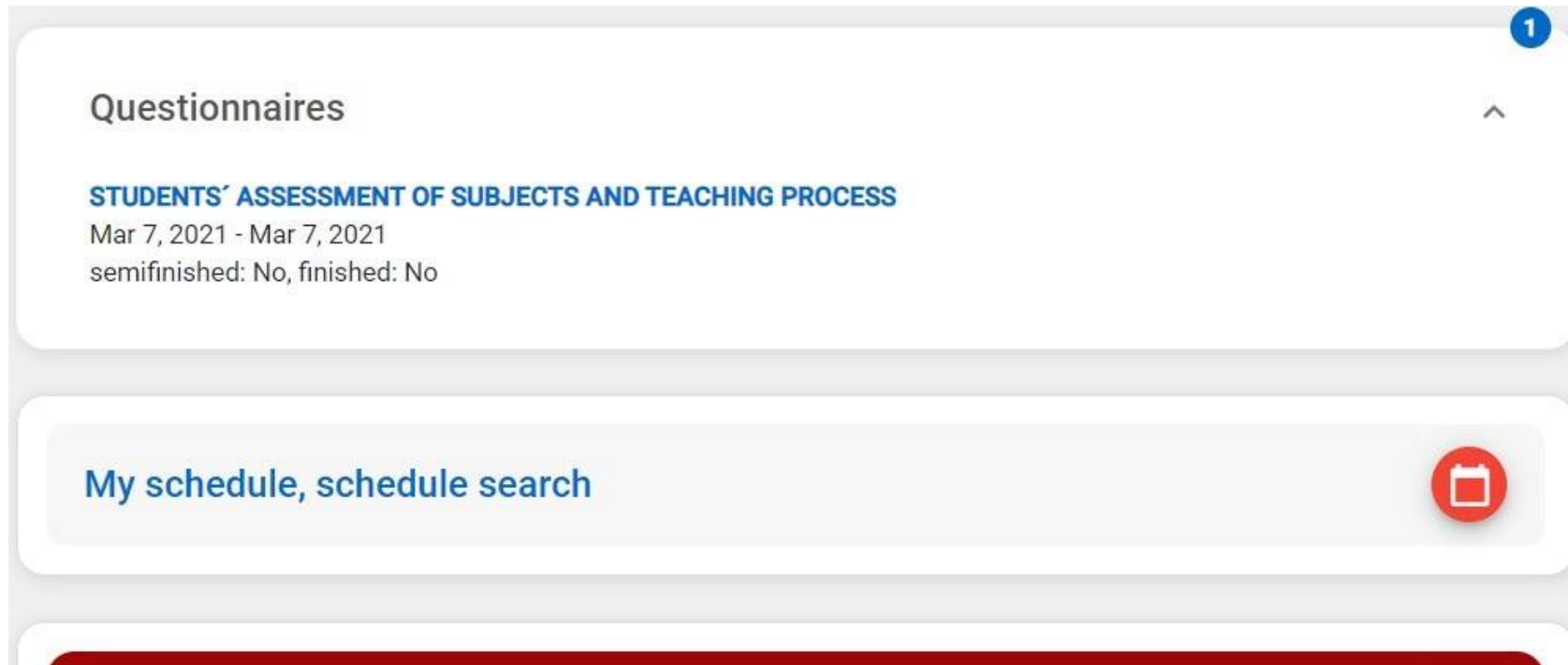


The process of completing the questionnaire

Log in to the Academic Information System (AIS)

<https://ais2.uniba.sk/>

Figure 1 –After login-in, the questionnaire will display



Once in AIS, the Questionnaire module will display at the top of the screen. This module will also display information about the opening and closing dates and the status of the questionnaire.

Figure 2 – Generated questionnaire

AiS2 🏠

Jessenius Faculty of Medicine in Martin
JLF-02 - STUDENTS' ASSESSMENT OF SUBJECTS AND TEACHING PROCESS

The questionnaire you attend to is anonymous. When you finish its filling out, the relationship between the respondent and his/her responds will be severed. The information who has recorded individual responds will be irretrievably lost.
[How anonymization works?](#)

Subjects

- J-S-VL-039: Internal Medicine ...
- J-S-VL-045: Neurology (1)
- J-S-VL-123: Nuclear Medicine
- J-S-VL-029: Pharmacology (1)
- J-S-VL-117: Public Health (1)
- J-S-VL-122: Radiology
- J-S-VL-052: Stomatology
- J-S-VL-024: Surgery (2)

JLF-01-1. In General

1. **Subject fulfilled my expectations** **Question**

J-S-VL-039: Internal Medicine (1)

- 1 – Excellent
- 2 – Very Good
- 3 – Good
- 4 – Satisfactory
- 5 – Fail

Rating scale

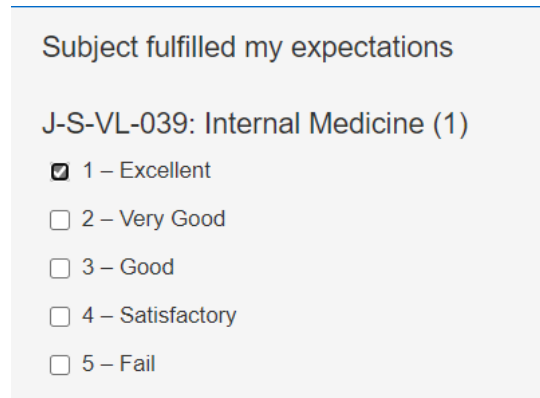
J-S-VL-045: Neurology (1)

- 1 – Excellent
- 2 – Very Good
- 3 – Good
- 4 – Satisfactory
- 5 – Fail

Continue filling out later **Anonymize and finish filling out.**

By clicking on the subject name, the questionnaire will appear. The questionnaire will only contain your enrolled subjects in the given academic year. Please complete the subject questionnaire **in full**, before moving onto the next subject.

Figure 3 – Rating scale



Subject fulfilled my expectations

J-S-VL-039: Internal Medicine (1)

1 – Excellent

2 – Very Good

3 – Good

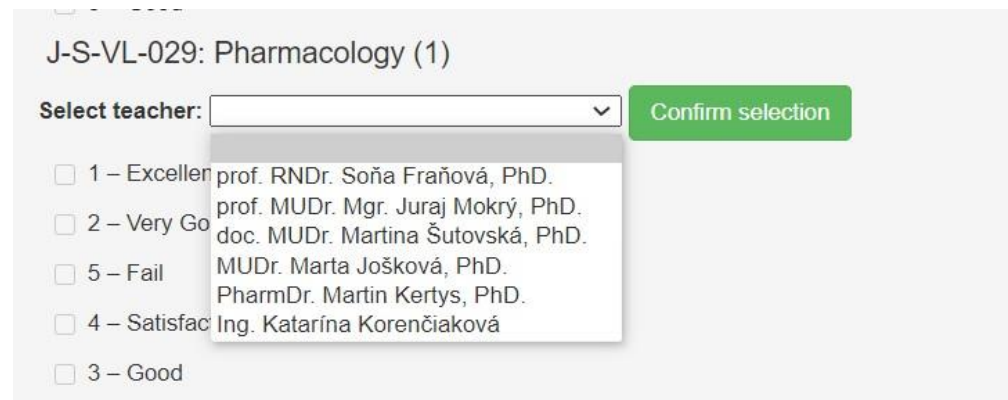
4 – Satisfactory

5 – Fail

The rating scale offers five options. Only one option can be selected.

If you wish to **change an already selected answer**, you must **deselect** it first (again by clicking on the already selected answer) and then **select the new answer**.

Figure 4 – Teacher Evaluation



J-S-VL-029: Pharmacology (1)

Select teacher:

1 – Excellent prof. RNDr. Soňa Fraňová, PhD.

2 – Very Good prof. MUDr. Mgr. Juraj Mokry, PhD.

5 – Fail doc. MUDr. Martina Šutovská, PhD.

4 – Satisfactory MUDr. Marta Jošková, PhD.

3 – Good PharmDr. Martin Kertys, PhD.

4 – Satisfactory Ing. Katarína Korenčiaková

For questions relating to the evaluation of teachers, you must first select the teacher from the list and confirm the selection with the "Confirm selection" button. Repeat the selection process until you have evaluated all teachers who taught you.

If a teacher from the list was not involved in delivery of your lessons during the study year, please do not evaluate him/her.

Figure 5 – Other comments

JLF-01-7. Other comments

1. Other comments and opinions on the subject completed

J-S-VL-039: Internal Medicine (1)

J-S-VL-045: Neurology (1)

J-S-VL-123: Nuclear Medicine

In the section “Other comments and opinions on the completed subject” you can enter text in the boxes.

Figure 6 – Completion of the questionnaire

The image shows a dialog box titled "Finish filling out?". It contains the following text: "Thank you for your time spent by filling out the questionnaire. Your responses have been recorded. Do you really wish to finish filling out the questionnaire? If you choose the Yes option, your responds will be anonymized and you will not be able to come back to filling out the questionnaire. If you choose the No option, you will be able to come to the questionnaire a continue to fill it out." At the bottom right, there are two buttons: "No" (red) and "Yes" (green). Above the dialog box, there are two buttons: "Continue filling out later" and "Anonymize and finish filling out.".

Continue filling out later Anonymize and finish filling out.

Finish filling out? ×

Thank you for your time spent by filling out the questionnaire. Your responses have been recorded.

Do you really wish to finish filling out the questionnaire?

If you choose the Yes option, your responds will be anonymized and you will not be able to come back to filling out the questionnaire.

If you choose the No option, you will be able to come to the questionnaire a continue to fill it out.

No Yes

If you have not completed the questionnaire for each subject, please select **NO** button so that you are able to return to the questionnaire later and complete it.

The questionnaire must be completed by the deadline specified in the Questionnaires module - Figure 1
Only completed questionnaires are evaluated.

If you have completed the questionnaire for all subjects, please confirm **YES**