

A guide to e-Application for study at JFMED

This guide helps you to find JFMED General Medicine study program and submit the application form at the ePrihlas portal created for online applying for study at universities in Slovak Republic.

e-Application in three steps

1. Search 

2. Select and fill in 

3. Send 





<https://e-prihlaska.uniba.sk/ais/eprihlas/#!/home>

STEP 1. Search


1. a) Select the study degree: **I./I. II. degree of study**, or do not select any degree.


Enter the name of the study program: **General Medicine**.




Press  and look for the study program **General Medicine** in the English Language at **Jessenius Faculty of Medicine** with these key characteristics:

Study programme name/faculty:
VL: General Medicine
JLF - Jessenius Faculty of Medicine in Martin, 2025/2026
 In the field: General Medicine
 Type/kind/degree/form of study: Single degree study, doctor (general medicine), I.II. degree, full time form
 Study length: 6 years
 Teaching languages: English
 Deadline for submission of an application: 15.11.2024 - 07.03.2025 (Study Medicine 2025 Martin- online test March) ✓

 Add to briefcase



Number of displayed results: **3** from **3**

- 1. b)** When you have found the study programme then simply press  Add to briefcase icon. In the briefcase, you can add in any study programme that interests you.
- 1. c)** If you want the content of your briefcase to be saved, then you should register (if you are registered already, sign in).



Register

and we will remember your choice

If you are registered already, you can [sign in here](#).

Email *

Given name *

Last name *

Password * at least 8 chars, uppercase and lowercase letter and number, without spaces

Repeat password * at least 8 chars, uppercase and lowercase letter and number, without spaces

I'm not a robot



/* Required fields

Register

If you are registered but have forgotten your password, click on "I forgot my password".



In the "Email" field, enter the e-mail address you entered during registration, otherwise a new password will not be sent to you.

If you are a student or were a student in the current academic year, do not register. Use the "I forgot my password" option.



Changing the password only applies to the e-Login portal, e-mail address (if you have active access to it) or private e-mail address registered in the AIS2 system.



If you have a problem logging in, contact the UK – CePIT hotline at tel. number 02/9010 4444 from 8:00 a.m. to 8:00 p.m., on weekends and holidays from 9:00 a.m. to 12:00 a.m. Or [mail to: cepit@uniba.sk](mailto:cepit@uniba.sk)

NOTE:



In order for the interface for the electronic application to work properly, it is necessary to enable the so-called pop-up windows.



The browser **Internet Explorer** is not supported. Please use [Mozilla Firefox](#) or [Google Chrome](#)



STEP 2. Select and fill in

Select

If you are signed in and you added the study program to the briefcase, you can start to fill in the

application: click on  **My briefcase (1)** and find the application

Selected study programmes

Study programme name/faculty:  **New application** 

VLa: [General Medicine](#)

JLF - Jessenius Faculty of Medicine in Martin, 2025/2026

In the field: General Medicine




Type/kind/degree/form of study: Single degree study, doctor (general medicine), I.II. degree, full time form

Study length: 6 years

Teaching languages: English

Deadline for submission of an application: 15.11.2024 - 07.03.2025 (Study Medicine 2025 Martin- online test March)






Press  **New application** . Now with the icon  you can roll out, or  roll up more information about the study program and its [study plan](#).

My briefcase

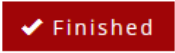
Currently you have no study programme in your briefcase. You can add some at [Search](#) by pressing the button **Add to briefcase**.

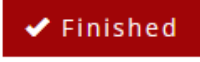
Application #1

Study programme name/faculty:  
VLa: [General Medicine](#)
JLF - Jessenius Faculty of Medicine in Martin, 2025/2026
In the field: General Medicine
Type/kind/degree/form of study: Single degree study, doctor (general medicine), I.II. degree, full time form
Chosen courses: [Biológia-EN](#), [Chémia-EN](#)
Subsequent study in the field: -
Study length: 6 years
Teaching languages: English
Deadline for submission of an application: 15.11.2024 - 07.03.2025 (Study Medicine 2025 Martin- online test March)

Fee: not specified yet
Date of admission procedure exam: 08.03.2025 - 21.03.2025
Courses of admission procedure: [Biológia-EN](#), [Chémia-EN](#)
Expected number of admitted applicants: 150
Number of currently submitted electronic applications: 1
Number of applicants/accepted applicants in the previous academic year: 357/129
Study plan: [study plan for VLa](#) 

[Link with detailed information about the study programme](#)



If you wish to end viewing the study program information, press . This will also enable you to fill in the application form. Your application is still **uncompleted**.

My uncompleted applications


When you finish selecting the programmes of the application, you can fill it in. You can divide the process of filling-in the application into several steps.

Application #1

 [Detail](#) 

Deadline for submission of an application: 15.11.2024 - 07.03.2025
VLa - General Medicine, JLF, I.II. degree

 [Edit the application programmes](#)  [Fill-in](#)

Press  and you can start filling-in the application.

Filling of the application

Applicants from Slovakia would be able to use high school electronic gradebook (system ASC) to fill in grades electronically. If you are foreign applicant, please choose you cannot retrieve data from Edupage. Please note, that **Study results is not required entry for the application to General Medicine** in the English Language.

1 2 3 4 5 6 7 8 9 10

- 1. [Personal data](#)
- 2. [Additional personal data](#)
- 3. [Additional data](#)
- 4. [Address of permanent residence](#)
- 5. [Mailing address in SR](#)
- 6. [Completed study](#)
- 7. [Attended universities](#)
- 8. [Study results](#)
- 9. [Attachments](#)
- 10. [Summarization](#)

Retrieve data from EduPage?

Available data on the person, high school and marks, will be obtained from pupil book EduPage. Data may be edited manually.

All the data will be entered manually.

There are **10 sections** in the online application. Some of them are required and some are optional.

In the first three steps

1. *Personal data*

2. *Additional personal data*

3. *Additional information*

please fill in your

1. Given Name, Last name, Citizenship, Email for communication,

2. Date of Birth and Gender, the Personal number - *is required only with applicants with Slovak citizenship*

3. Country of Birth and Birthplace- as a birthplace fill out ***the name of the town where you were born.*** This information is required, please make sure you filled out correctly right according to your passport or birth certificate. Central registration system of students in Slovak Republic process the data based on the **place of birth** for the purpose of unambiguous identification of students. **You need to upload picture of your passport/birth certificate to attachments, for the purpose of verification.**

Email address for communication should be the same that you used to register to E-prihlas portal. We will provide you with further information about the admission process through this email address. Do not hesitate to contact us if you do not get any information from the faculty. **We do not take responsibility for application submitted with incorrect email address.**

You are also required to fill in

4. Address of permanent residence

In the step **6. Completed study** – as a foreign applicant please choose **Other, foreign school** and Educational level at secondary school **X- education completed at a foreign school and year of finishing the school**

6/10 - Completed study ✓

Kind of secondary school ?

Other, foreign school

Education level achieved at secondary school *

Select the education level you achieved on secondary school from the menu. Required entry. Allowed values are:

- J: Full secondary general education at grammar school
- K: Full secondary vocational education received by graduating in educational programs with graduation where pupils receive also certificate of apprenticeship
- L: Full secondary vocational education received by graduating in educational programs with graduation
- M: Full secondary vocational education received by graduating in educational programs with graduation, except programs included in K
- N: Postgraduate qualification study and postgraduate innovatory study, postgraduate improvement
- Q: Higher vocational education received by graduating in educational programs of higher vocational school, conservatory and dance conservatory; postgraduate specializing study
- X: Education achieved at foreign school

X - education completed at a foreign school

School-leaving exam date ?

Year of finishing * ?

2025

Then skip the steps **7. Attended universities, 8. Study Results** this are not required information.



In case that the **application freeze** you must go back to your **uncompleted** application.

In the step **9. Attachments**, mark the attachment that are required to be submitted with your application:

- 1. Fee-** you need to pay the application fee of 70€. You will be able to print out the **payment order** after submitting of the application and upload the confirmation of payment at a later stage. When making the **BACS** transfer, please ensure that you provide **information from the payment order** in the payee reference field, so that we can allocate the payment correctly.
- 2. Medical Certificate** – the template you can find on the [web page](#)
- 3. Passport Photocopy** - front page containing your picture and basic personal information, it is required to verify information provided
- 4. General Certificate of Secondary Education** - (at this stage, the **Certificate** does not need to be translated into the Slovak Language). If you don't yet have your Certificate yet, please contact the [JFMED Admission Office](#) that you are going to submit it at a later stage.

9/10 - Attachments ✓

Select attachments you will be sending along with the application. Once the attachment is selected it can be added as a file. Maximum size of the file is 5MB. Only supported file formats are ".gif, .jpg, .pdf, .txt, .asice". Each saved attachment can be deleted or downloaded as well. Attachments marked with * are mandatory.

- Fee *

[Add attachment](#)
- Medical Fitness *

[Add attachment](#)
- Passport photocopy

[Add attachment](#)
- Certificate of Completed Secondary Education

[Add attachment](#)

◀ 8 9 / 10 10 ▶▶

Use [Add attachment](#) to upload the document. Supported file formats are ".gif, .jpg, .pdf, .txt, .asice". You do not have to finish filling-in the application at once. Always save changes if you are filling it in more steps.

PHASE 3. Send

In the final step [10. Summarization](#) please carefully **check your data before submitting** of the

application with [Confirm application](#) button. **Once you confirm your application we receive it.**

My confirmed applications

If the college (faculty) requires it, print the application form, sign it and send the signed application form to the Student Administration Office. Remember to pay off the fees by means of the payment order.

Application #1 [Detail](#)

Application status: Saved ([click to display status description](#))
 Charge unpaid
 Deadline for submission of an application: 15.11.2024 - 07.03.2025 (Number of days remaining: 113)
 VLa - General Medicine, JLF, I.II. degree

[Add to appl.](#)
[Payment order](#)
[Application](#)

You need to pay the application fee of 70€. Now you are able to print out the **payment order**. When making the **BACS** transfer, please ensure that you provide **information according to the payment order** in the **payer's reference field**, so that we can allocate your payment correctly.

In case you need to change your data in the application subsequently after confirmation (attachment, missing data...), please contact the JFMED admission office at eva.stermenska@uniba.sk.

DONE you made it ... you submitted application successfully! **Thank you!**