


A guide to e-Application for study at JFMED

This guide helps you to find JFMED General Medicine study program and submit the application form at the ePrihlas portal created for online applying to study at universities in Slovak Republic.

e-Application in three steps

1. Search 

2. Select and fill in 

3. Send 




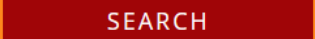
<https://e-prihlaska.uniba.sk/ais/eprihlas/#!/home>

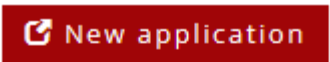


STEP 1. Search

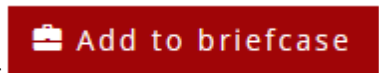
1. a) Select the study degree: **I./I. II. degree of study.**

Enter the name of the study program: **General Medicine.**



Press  and find the study program **General Medicine** at **Jessenius Faculty of Medicine** with these key characteristics:

Study programme name/faculty:  
 VL: General Medicine
JLF - Jessenius Faculty of Medicine in Martin, 2023/2024
 In the field: General Medicine
 Type/kind/degree/form of study: Single degree study, doctor (general medicine), I.II. degree, full time form
 Subsequent study in the field: -
 Study length: 6 years
 Teaching languages: English
 Deadline for submission of an application: 30.11.2022 - 07.08.2023
 (GMe2023Martin) unique code of our programme 



1. b) When you have found the study programme then simply press
 In the briefcase, you can add in more study programmes that interest you.

1. c) If you want the content of your briefcase to be saved, then you should register (if you are registered already, sign in).



Register

and we will remember your choice

If you are registered already, you can [sign in here](#).


Email *

Given name *

Last name *

Password * at least 8 chars, uppercase and lowercase letter and number, without spaces

Repeat password * at least 8 chars, uppercase and lowercase letter and number, without spaces

I'm not a robot  reCAPTCHA
 Privacy - Terms

/* Required fields

Register



STEP 2. Select and fill in

Select

If you are signed in and you added the study program to the briefcase, start to fill in the application:

click  **My briefcase (1)** find the application

Selected study programmes

Study programme name/faculty:  

VLa: [General Medicine](#)

JLF - Jessenius Faculty of Medicine in Martin, 2023/2024

In the field: General Medicine

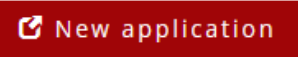


Type/kind/degree/form of study: Single degree study, doctor (general medicine), I.II. degree, full time form

Study length: 6 years



Teaching languages: English

Deadline for submission of an application: 30.11.2022 - 07.08.2023 (GMe2023Martin)



Press  . Now with the icon  , you can roll out or  roll up more information about the study program and its [study plan](#).

Application #1

Study programme name/faculty:  

VLa: [General Medicine](#)

JLF - Jessenius Faculty of Medicine in Martin, 2023/2024

In the field: General Medicine

Type/kind/degree/form of study: Single degree study, doctor (general medicine), I.II. degree, full time form

Chosen courses: Biológia-EN, Chémia-EN

Subsequent study in the field: -

Study length: 6 years

Teaching languages: English

Deadline for submission of an application: 30.11.2022 - 07.08.2023 (GMe2023Martin)

Fee: not specified yet

Date of admission procedure exam: 08.08.2023 - 18.08.2023


Courses of admission procedure: Biológia-EN, Chémia-EN

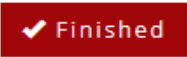
Expected number of admitted applicants: 150

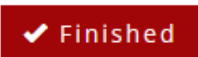
Number of currently submitted electronic applications: 1

Number of applicants/students in previous academic year: 507/189

Study plan: [study plan for VLa](#) link with detailed study plan of the programme





If you wish to end viewing the study program information, press . This will also enable you to fill in the application form.

Your application is still **uncompleted**.



My uncompleted applications

When you finish selecting the programmes of the application, you can fill it in. You can divide the process of filling-in the application into several steps.

Application #1


Detail X

Deadline for submission of an application: 28.11.2022 - 07.08.2023
VLa - General Medicine, JLF, I.II. degree

 Edit the application programmes  Fill-in

Press  and you can start filling-in the application.


Fill in

Applicants from Slovakia can use high school electronic gradebook (system ASC) to fill in grades electronically. If you are foreign applicant, please choose  you cannot retrieve data from Edupage.


1 2 3 4 5 6 7 8 9 10

1. Personal data
2. Additional personal data
3. Additional data
4. Address of permanent residence
5. Mailing address in SR
6. Completed study
7. Attended universities
8. Study results
9. Attachments
10. Summarization

Retrieve data from EduPage?

 Yes

Available data on the person, high school and marks, will be obtained from pupil book EduPage. Data may be edited manually.

 No

All the data will be entered manually.

There are **10 sections** in the application. Some of them are required and some are optional.

In the first three steps [1. Personal data](#), [2. Additional personal data](#) and [3. Additional information](#), please fill in your **Name, Surname, Date of Birth, Country of Birth and Birthplace** right according to your passport or birth certificate. Central registration system of students in Slovak Republic process the data on the **place of birth** for the purpose of unambiguous identification of students. You need to upload picture of your passport/birth certificate to attachments, for the purpose of verification.

Fill out Personal number only if you are Slovak Republic citizen.

Email address should be the same that you used to register to Eprihlas portal. We will use this email address to contact you with further information about the admission process.

You are also required to fill in [4. Address of permanent residence](#), [6. Completed study](#) and [9. Attachments](#). Other parts are optional.

Identification number in the step [4. Address of permanent residence](#) is the number of the house/ flat, where you live in.

In the part [6. Completed study](#) – as a foreign applicant please choose **Other, foreign school** and Educational level at secondary school **X- education completed at a foreign school**

The screenshot shows a web form titled "6/10 - Completed study". It has two main sections. The first section is "Kind of secondary school" with a dropdown menu currently set to "Other, foreign school". The second section is "Education level achieved at secondary school *", which contains a list of options: J: Full secondary general education at grammar school; K: Full secondary vocational education received by graduating in educational programs with graduation where pupils receive also certificate of apprenticeship; L: Full secondary vocational education received by graduating in educational programs with graduation; M: Full secondary vocational education received by graduating in educational programs with graduation, except programs included in K; N: Postgraduate qualification study and postgraduate innovatory study, postgraduate improvement; Q: Higher vocational education received by graduating in educational programs of higher vocational school, conservatory and dance conservatory; postgraduate specializing study; X: Education achieved at foreign school. The dropdown menu for this section is currently set to "X - education completed at a foreign school".

Please skip the step [7. Attended universities](#), this is not required information at our faculty.

If you will try to fill it in, the application **can freeze** and you must go back to your and then continue with filling in the **uncompleted** application.



In the step [9. Attachments](#) please download your **Medical certificate, Passport Photocopy** and

General Certificate of Secondary Education with the option

Add attachment

. Supported file formats are ".gif, .jpg, .pdf, .txt, .asice".

9/10 - Attachments ✓

Select attachments you will be sending along with the application. Once the attachment is selected it can be added as a file. Maximum size of the file is 5MB. Only supported file formats are ".gif, .jpg, .pdf, .txt, .asice". Each saved attachment can be deleted or downloaded as well.

Poplatok/Fee

- Add attachment

Medical Fitness

- Medical certificate.pdf ✕ Ⓞ

Passport photocopy

- Passport.pdf ✕ Ⓞ

General Certificate of Secondary Education

- GCSE.pdf ✕ Ⓞ

Navigation: ⏪ 8 | 9 / 10

You do not have to finish filling-in the application at once. Always save changes if you are filling it in more steps.

e-prihlas Eva Štermenská

e-Prihláška a sprievodca štúdiom na VŠ

1 2 **3** 4 5 6 7 8 9 10

3/10 - Additional data ✓

Data on place of birth are processed for the purpose of unambiguous identification of students in Central registration system of students in SR.

Applicant's country of birth * ?

Select the country of your birth from the menu. Enter a letter to narrow down the list of available countries. Required entry.

Republic of Iceland

Applicant's birthplace * ?

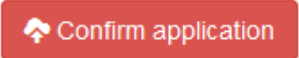
Reykjavík

Navigation: ⏪ 2 | 3 / 10 | 4 ⏩

Application contains unsaved changes

Save ✓

Briefcase

In the final step *10. Summarization* please carefully check your data before submitting of the application with  button.

Once you confirm your application, we will receive it. In confirmation email, we will ask you to choose the date of your admission test.

In case you need to change your data in the application subsequently after confirmation (attachment, missing data...) or you did not received any confirming email with the dates of admission tests from us, please contact the JFMED Study Department at eva.stermenska@uniba.sk .

PHASE 3. Send

Send your **General Certificate of Secondary Education** by post - the original with the authentication of signature and seals on it ([apostille/ superlegalization](#))

to the address: JFMED Admission Office, Study Department, Malá Hora 4A, 036 01 Martin, Slovakia

DONE you made it ... you submitted application successfully!